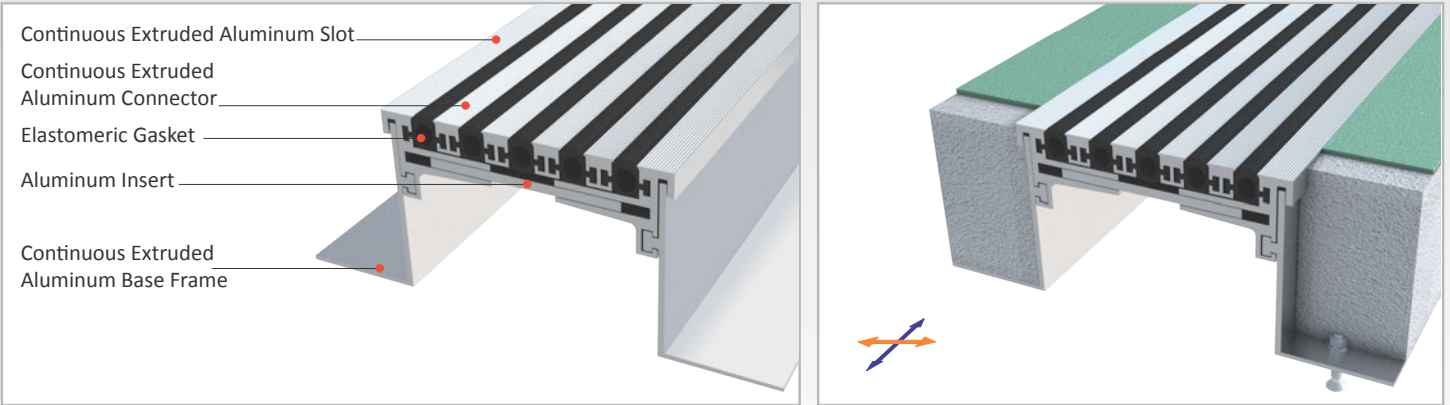
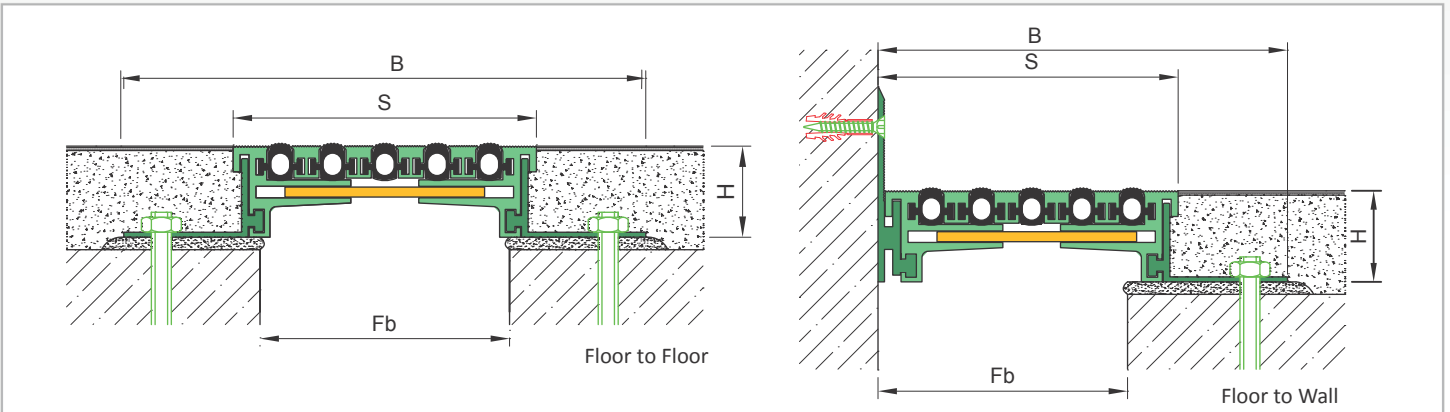


AS A288 flush mounted profile is applicable to all types of floors and load capacity is designed for pedestrian and cars. Adjustable interlocking profile and gasket configuration makes it available for joint openings up to 250 mm and enables to meet displacements in 3 directions. Click-fit profile structure lets the profile to be installed at different heights by changing the base fame. If inquired, AS A288 can be matched with wall type AS A126. Profiles are delivered factory-assembled.

- Application Areas** : Indoor & Outdoor / Floor
- Ideal for** : Car Parks, Shopping Malls, Airports, Residences, Hospitals, Hotels, Public & Commercial Buildings etc.
- Material** : Mill Finish Aluminum (Anodizing optional), TPE Gasket
- Aluminum Alloy** : 6063 AA-USA / EN AW 6063
- Optional Supplies** : Fire Barrier, Waterproof EPDM membrane



FLOOR

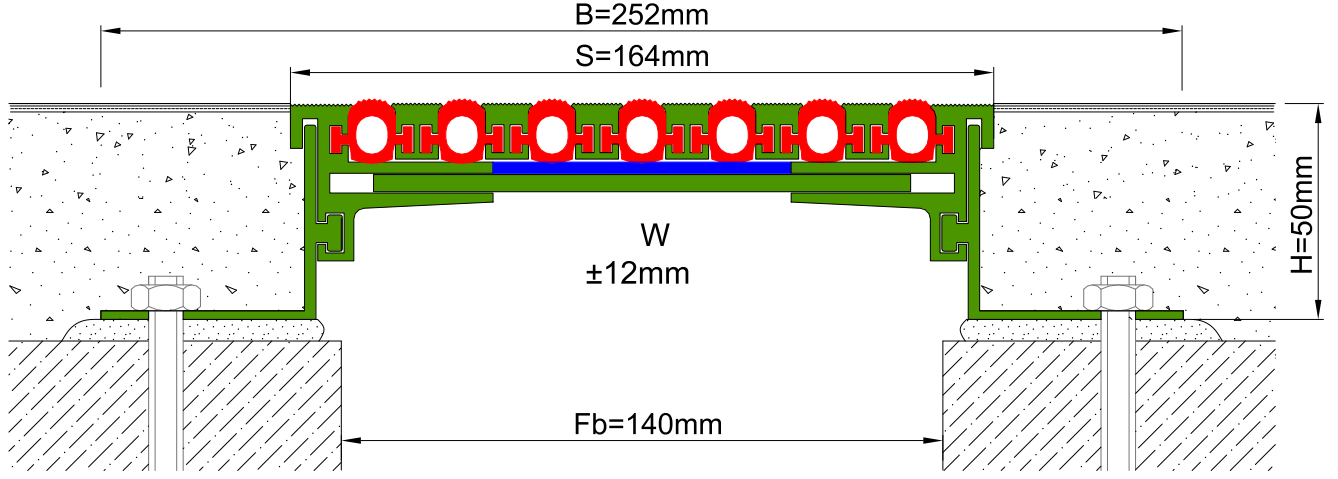
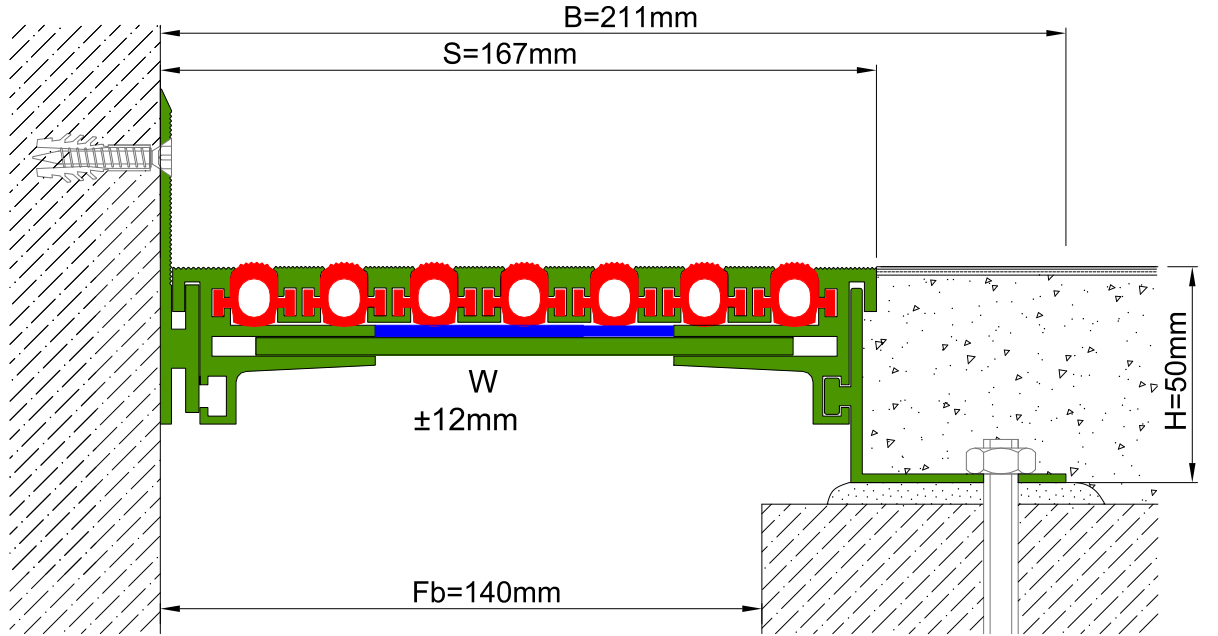


* Visuals are representative and the profile configuration may differ depending on the characteristics requested.

GASKET COLORS **BLACK** GREY BEIGE Custom Colors available.

LOCATION	MODEL	GAP (Fb) mm	HEIGHT (H) MM	OVERALL WIDTH (B) mm	VISIBLE WIDTH (S) mm	MOVEMENT (W) mm	LOAD CAPACITY	STANDARD LENGTH (mt)
Floor to Floor	AS A288-100	100	35/50/60/80	210	122	±10		3
	AS A288-120	120	35/50/60/80	230	142	±12		3
	AS A288-140	140	35/50/60/80	240	152	±12		3
	AS A288-160	160	35/50/60/80	260	173	±14		3
	AS A288-200	200	35/50/60/80	314	226	±18		3
	AS A288-260	260	35/50/60/80	367	279	±20		3

Note: Please ask for different sizes


 AS A288 140
 H50D

 AS A288 140
 H50KD

Profil No Profile Number	AS A288 140	AS A288 140K
Fb (mm)	140	140
H (mm) yaklaşık approx.	50	50
W± (mm) yaklaşık approx.	±12	±12
Renk Color	Alüminyum: Natürel, Fitiller: Siyah, gri, diğer Aluminum: Natural, Inserts: Black, grey, others	
Malzeme Material	Alüminyum, TPE Termoplastik Elastomer Aluminum, TPE Thermoplastic Elastomer	
Standart Uzunluk Standard Length	3	
Yükleme Kapasitesi Load-Bearing Capacity	